

Product Data Sheet



LK-ALBS 160K

EAN 4047526025137

ID 742699

Pressed steel swivel castor, medium heavy duty brackets, with top plate fitting, Heavy duty wheel with Blickle Besthane® Soft polyurethane tread, with aluminium wheel centre

Bracket:

Made of heavy pressed steel, with double ball bearing in the swivel head, strong central kingpin, swivel head seals. The special Blickle dynamic riveting process of the swivel head results in minimal swivel head play and smooth rolling characteristics with an increased service life achieved by the work hardening of the ball race grooves. Bolted wheel axle. Zinc-plated, blue-passivated, Cr6-free.

Wheels:

Made of high-quality, reaction-injected polyurethane-elastomer Blickle Besthane® Soft, very high operational comfort through the especially thick, elastic tread, low-noise operation, very low rolling resistance, high dynamic load capacity, very good floor preservation, very high abrasion resistance, high cut and tear propagation resistance, very good chemical connection with the wheel centre.

Tread colours: blue

Wheel centre/rim: Made of die-cast aluminium. Casted tread.

Wheel centre colour: silver grey



Rolling resistance

■■■■■ Excellent

Operating noise

■■■■□ Very good













Floor surface preservation

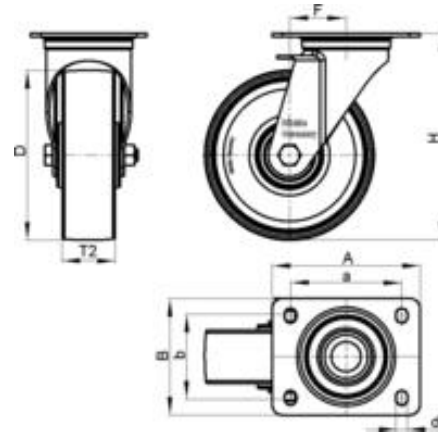
■■■■□ Very good

Product Data Sheet



Technical data

Plate size		140 x 110
Bolt hole spacing		105 x 75-80
Bolt hole Ø		11
Wheel Ø		160 mm (D)
Wheel width		50 mm (T2)
Load capacity		550 kg
Total height		202 mm (H)
Offset swivel castor		63 mm
unit weight		2,9 kg
Temperature resistance to		-25 ° C
Temperature resistance to		70 ° C
tread and tyre hardness		75° Shore A
Bearing type		Ball bearing



Product Data Sheet



Variants



LK-ALBS 160K-FI

Pressed steel swivel castor, medium heavy duty brackets, with top plate fitting and 'stop-fix' brake, Heavy duty wheel with Blickle Besthane® Soft polyurethane tread, with aluminium wheel centre



LK-ALBS 160K-IS

Pressed steel swivel castor, medium heavy duty brackets, with top plate fitting and 'ideal-stop' brake, Heavy duty wheel with Blickle Besthane® Soft polyurethane tread, with aluminium wheel centre



LK-ALBS 160K-ST

Pressed steel swivel castor, medium heavy duty brackets, with top plate fitting and 'stop-top' brake, Heavy duty wheel with Blickle Besthane® Soft polyurethane tread, with aluminium wheel centre

Option:



RI-05.03

Directional lock