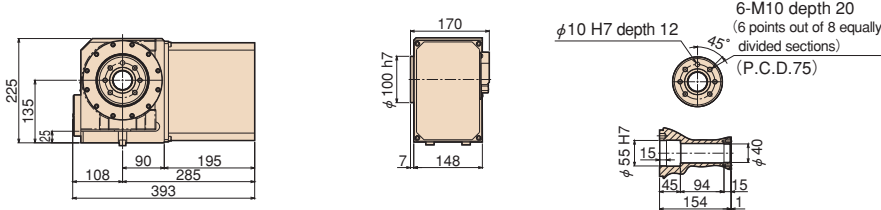


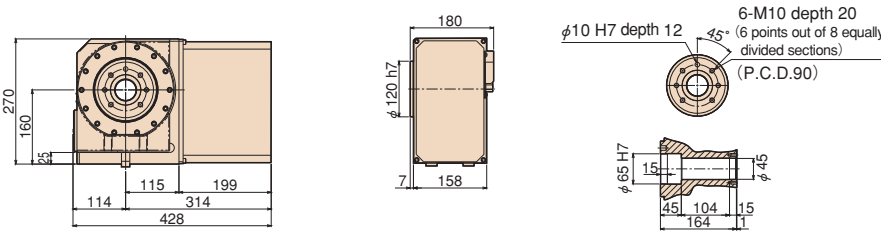
Dimensions

Unit:mm

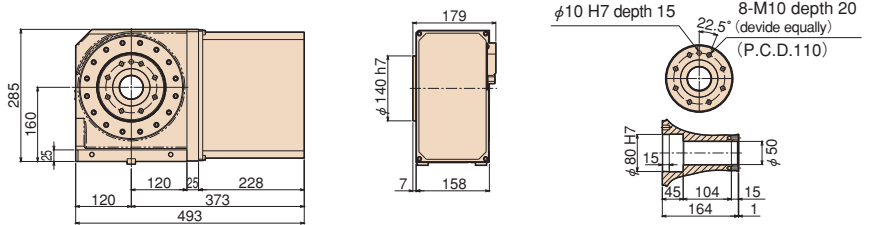
RWE/RWA-160



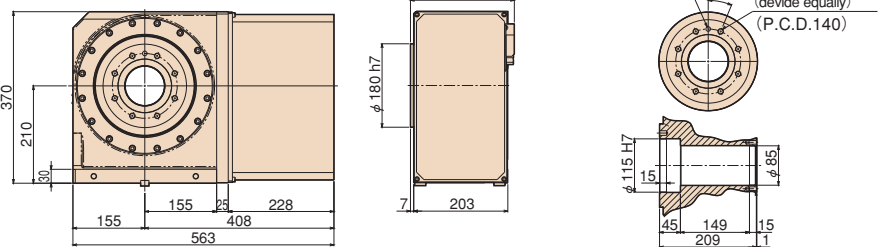
RWE/RWA-200



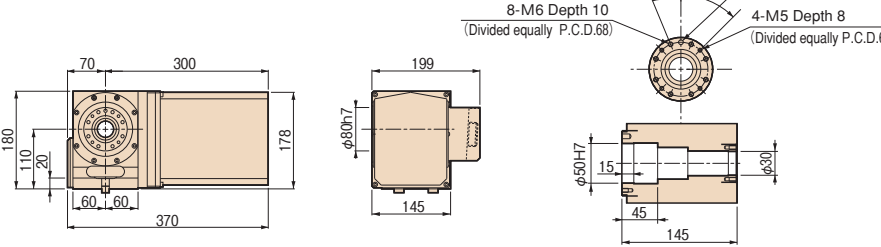
RWA-250



RWA-320



RN-100R



Note: The above dimensions are for FANUC servo motors. The dimensions of servo motors of other manufacturers may be larger.

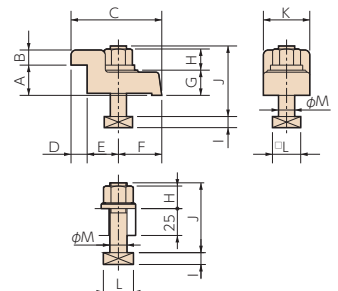
Clamping block and bolt

	Type	Q'ty	T-slot pitch	T-slot width	A	B	C	D	E	F	G	H	I	J	K	L	M
RWE/RWA-160	—	2	—	14	—	—	—	—	—	—	—	17	8	60	—	23	12
RWE/RWA-200	—	2	—	18	—	—	—	—	—	—	—	21	11	65	—	28	16
RWA-250	I	4	50~100	18	25	12	80	12	33	35	22	21	11	65	40	28	16
RWA-320	I	4	50~132	18	30	15	90	16	31	43	25	21	11	70	46	28	16
RN-100	—	2	—	14	—	—	—	—	—	—	—	17	8	55	—	23	12

Note 1: When using a machine with a T-slot pitch other than the above, use suitable clamping blocks and bolts that are available on the market, or order custom-made ones from TSUDAKOMA. (Option)

Note 2: Clamping blocks are not included with the RWE/RWA-160 and RWE/RWA-200 and RN-100.

Type I



- RBS
- TBS
- RWE/RWA-RN
- RWE/RWA-B RNCV-B
- RNCM
- RWB
- RWB-K RNCK
- RCH RNC
- RCV RNCV
- Multi-Spindle RWM
- TWA/TN
- TTNC
- THNC
- Multi-Spindle TWM
- RDS
- RTV RTT
- RCB
- NC Controllers
- Accessories
- Options
- Technical Information