

MRC series
C5-A2x
11-pin, power relay, 2-pole, plug-in, faston

Type	C5-A2x/ ... V Power relays, 2 change-over contacts		
Maximum contact load	16 A/400 V AC1	0,5 A/110 V DC1	
	16 A/30 V DC1	0,2 A/220 V DC1	
Recommended minimum contact load	1 mA/10 V (with 10 μ Au) 10 mA/10 V (standard contact)		

Contacts			
Material	Standard	Code 0	AgNi
	Optional	Code 8	AgNi + 10 μ Au
	Optional	Code 9	AgNi + 0,2 μ Au
Rated current	16 A		
Switch-on current max. (20 ms)	40 A		
Switching voltage max.	400 V		
AC load	4 kVA		
DC load	see Fig. 2		

Coil			
Coil resistance	see table; tolerance ± 10 %		
Pick-up voltage	≥ 0,8 x U _N		
Release voltage	≥ 0,1 x U _N		
Nominal power	2,4 VA (AC)/1,4 W (DC)		

Coil table					
VAC	Ω	mA	VDC	Ω	mA
24	65	100	24	414	58
48	286	50	48	1K6	30
115	1K7	21	110	8K1	13
230	6K8	10			
400	18K8	6	220	34K5	6

Insulation		Volt rms, 1 min
Contact open		1000 V
Contact/contact		4 kV
Contact/coil		4 kV
Insulation resistance at 500 V		≥3 GΩ
Insulation, IEC 61810-5		4 kV/3

Specifications	
Ambient temperature operation/storage	-40 (no ice)...60 °C / -40 ... 80 °C
Pick-up time/bounce time	20 ms/≤ 3 ms
Release time/bounce time	10 ms/≤ 1 ms
Mechanical life	AC: 10 Mill./DC: 20 Mill. switching cycles
AC voltage endurance at rated load	≥100000 switching cycles
Switching frequency at rated load	≤ 1200/h
Protection class	IP40
Weight	90 g

Standard types			
AC 50 Hz/60 Hz: 24, 48, 115 (120), 230 (240)	C5-A20/AC ... V	C5-A28/AC ... V	C5-A29/AC ... V
LED	C5-A20X/AC ... V	C5-A28X/AC ... V	C5-A29X/AC ... V
RC suppressor	C5-A20R/AC ... V	C5-A28R/AC ... V	C5-A29R/AC ... V
DC 24, 48, 110, 220	C5-A20/DC ... V	C5-A28/DC ... V	C5-A29/DC ... V
LED	C5-A20X/DC ... V	C5-A28X/DC ... V	C5-A29X/DC ... V
Free wheeling diode	C5-A20DX/DC ... V	C5-A28DX/DC ... V	C5-A29DX/DC...V
Polarity and free wheeling diode	C5-A20FX/DC ... V	C5-A28FX/DC ... V	C5-A29FX/DC...V
AC/DC bridge rectifier 24 V, 48 V, 60 V	C5-A20BX/UC ... V	C5-A28BX/UC ... V	C5-A29BX/UC ... V

"..." Enter the voltage for full type designation

Accessories	
Socket:	S5-S, S5-L, S5-P, S5-P0
Operational accessories (blanking plug):	SO-NP, SO-OP



Connection diagram

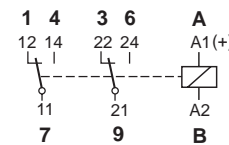


Fig. 1 AC voltage endurance

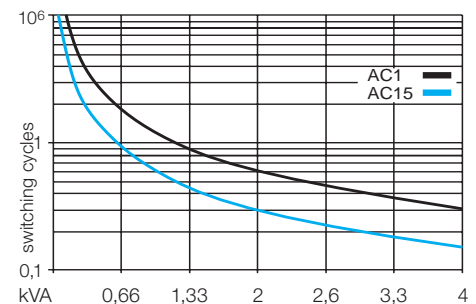
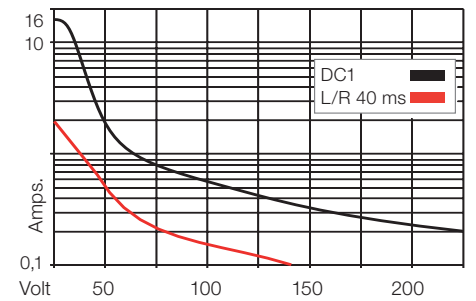
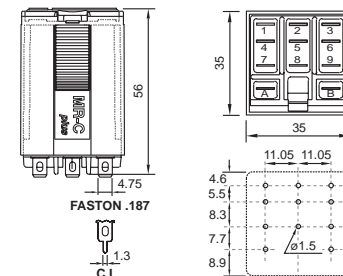


Fig. 2 DC load limit curve



Dimensions [mm]



Technical approvals, conformities



IEC 61810; EN 60947



Kühn Controls AG

Notes:

You want more information about this product, please call us: tel: +49 (0)7082-940000 or send us a fax: +49 (0)7082-940001, or email: sales@kuehn-controls.de or visit our Website: www.kuehn-controls.de